

gush

# Colour Atlas 2025/26

Beyond Surface

# 01

# A palette for every season



Featuring:

## Mamma Mia

PI006A

A baby pink so delectable, it should be illegal. Fun, feisty but never fierce. Pair with other bright colours like yellow or turquoise for a cheerful, beachy vibe. Or use neutrals to draw focus to the pink.

Mamma Mia  
PI006A


Featuring:

# Blooming

BL010B

Blooming  
BL010B

A cool baby blue. Peace, tranquility and stability; have it all. Gentle enough to complement various furnishings while retaining its personality.





Featuring:

# Terra

RE010C

Exposed terracotta brick on the streets of London; signalling decades of history rebuilding to be anew again. Brownish-red. A mix of Earth and Fire. Goes exceptionally well with cream and beige to create a natural vibe.

Terra  
RE010C

Featuring:


# Wabi-Wasabi

GR003B

Wabi-Wasabi  
GR003B

A sage-infused whisper of green, where nature meets imperfection. Grounding yet effortless, like sunlit tatami mats and fresh wasabi root before the heat kicks in. Quietly full of presence—perfect for a serene, lived-in space.





Featuring:

## Happy Place

XR032B

A tranquil grey-blue, like morning mist rolling over calm waters. Soft and uplifting—like deep breaths and open windows. A perfect balance of cool and cozy, it pairs effortlessly with warm neutrals or crisp whites.

Happy Place  
XR032B

Featuring:

# Tutu Kueh

NE056A

Tutu Kueh  
NE056A

Meet Gush's all-time favourite cream colour. The off-white of all off-whites. Feel the world in the palm of your hands, it's welcoming you warmly.



# 02

# Style trends

## 01 Maximalist

The opposite of minimalism, maximalism embraces an explosion of vibrant colours, patterns, and textures. This style encourages the use of bold and eclectic combinations, such as jewel-toned blues, fiery reds, and opulent golds. Maximalist interiors exude vibrancy and exuberance, celebrating individuality and expression.



Organic RE002C



Plunge Pool BL022C



Biome GR013C





Ivan Ooze PU021C



# 02

# Japandi

Blends the elegance of Japanese minimalism with the rustic warmth of Scandinavian design. Soft, earthy hues like muted greys, warm taupes, and pale greens are prominent in Japandi interiors. These colours create a serene and harmonious atmosphere, emphasising simplicity and natural beauty.




Ease WH021A



Fairytale XR076A




Sandy Mandy NE005B



Koyo WH005A




Deckchair NE047A




Private Island PI011A



Downstream BL018A



Chiffonade BG008A



# 03


# Coastal

Coastal styles draw inspiration from the beach and the ocean. Soft blues, seafoam greens and sandy neutrals dominate this palette. These colours evoke a sense of tranquillity and relaxation, capturing the essence of coastal living. Its interiors exude a light and airy ambiance, promoting a serene and breezy atmosphere.


# 04

# Minimalism


Minimalism thrives on a restrained colour palette consisting of crisp whites, soft greys, and muted neutrals. These colours create a clean and uncluttered aesthetic, allowing the focus to be on simple lines, impeccable craftsmanship, and the play of light and shadow. A minimalist space exudes tranquillity and promotes a sense of calm.




Tutu Kueh NE056A



Linen XR010A



Bath WH010A



All Good Things WH000A



# 03

# Meet the Gush suite

## Gush Product Guide

### Sealers

For ideal preparation:



#### EcoSeal

##### Essential foundation.

- Essential foundation before paint finishes
- Ultra-low VOC
- Low odour
- Fungal, moisture and alkali resistant
- Covers hairline cracks



#### Anti-Mould Sealer

##### Superior protection.

- Mould resistance barrier perfected
- Ultra-low VOC
- Low odour
- Alkali resistant
- High opacity coverage

### Enamel Primers and Paints For wood and metal:



#### HydroPro Enamel Primer

##### Solvent-free primer.

- Outstanding multi-surface adhesion
- Stain and efflorescence resistant for durability
- Excellent coverage and dries quickly



#### HydroPro Enamel Paint

##### Solvent-free, low odour.

- Gloss finish with anti-yellowing
- Durable and weatherproof
- Stain, fungus and algae resistant
- Excellent coverage, dries quickly and washes easy



#### HydroPro Cool Enamel Paint

##### Solvent-free, low odour, solar reflective.

- Solar-reflective gloss finish with anti-yellowing
- Durable and weatherproof
- Stain, fungus and algae resistant
- Excellent coverage, dries quickly and washes easy

All Gush products are water-based and Formaldehyde-free.

Gush and her products are certified and accredited by:



## Interior Paints

For inside spaces:

### Care

#### Odourless 6-in-1.

- 24/7 air-purifying for cleaner air indoors
- Recognised as one of the best anti-mould paints
- Zero nasties: odourless, anti-bacterial, VOC and formaldehyde-free
- Humidity control



### CleanCare

#### Odourless, easy clean.

- Life-proof finish - easily wipe away stains
- 24/7 air-purifying for cleaner air indoors
- Zero nasties: odourless, anti-bacterial, anti-mould, VOC and formaldehyde-free



### Core

#### Budget-friendly.

- Low odour and VOCs
- Anti-mould and alkali resistant
- Excellent coverage and hiding power



### Ultra

#### One-coat paint.\*

- Integrated sealer and paints
- Ultra-low odour and VOCs
- Expertly covers hairline cracks with high coverage and opacity
- Strong anti-mould protection



## Exterior Paints

For outside spaces:

### Core X Durable and weatherable.

- Outstanding durability against fungus, algae, dirt and harsh weather
- Superior adhesion and coverage
- Effectively covers hairline cracks



### Cool X Solar-reflective.

- Keeps spaces cooler
- Outstanding durability against fungus, algae, dirt and harsh weather
- Superior adhesion and coverage
- Effectively covers hairline cracks



### Ultra X One-coat all-round protection\*.

- Integrated sealer and paint
- Outstanding durability against fungus, algae, dirt and harsh weather
- Superior adhesion and ultra high opacity



### Ultra Cool X One-coat cool protection\*.

- Integrated sealer and paint
- Solar-reflective, keeping spaces cooler
- Outstanding durability against fungus, algae, dirt and harsh weather
- Superior adhesion and ultra-high opacity



### Cool X 2-in-1 Two coats to cool.

- Integrated sealer and paint
- Solar-reflective, keeping spaces cooler
- Outstanding durability against fungus, algae, dirt and harsh weather
- Superior adhesion and coverage



### Flexi Cool X Flexes, cools, protects.

- Elastomeric, solar-reflective formula that prevents water penetration and safeguards structural integrity
- Outstanding durability against fungus, algae and harsh weather
- Excellent dirt pick-up resistance



### Flexi X Flexibility that endures.

- Elastomeric formula that prevents water penetration and safeguards structural integrity
- Outstanding durability against fungus, algae, dirt and harsh weather

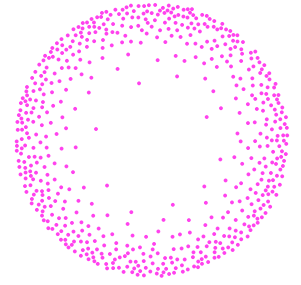


\* For the Ultra® series, painting over dark colours and porous substrates may require more than one coat.

Gush and her products are certified and accredited by:



# Application Guide

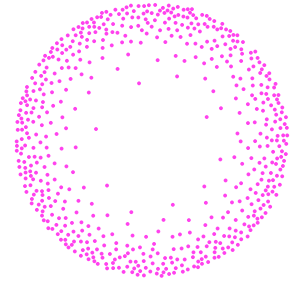


<p><b>STEP</b> <b>1</b></p> <p>Prime your walls with our range of sealers and primers to enhance top coat adhesion.</p> <hr/> <p><b>Finishing</b></p> <hr/> <p><b>No. of Coat(s)</b></p> <hr/> <p><b>Drying time (at 25°C) between coats</b></p> <hr/> <p><b>Coverage Area</b></p> <hr/> <p><b>Size</b></p>	For <b>Interior</b> and <b>Exterior</b> use:		For <b>Interior</b> use only:
	<b>EcoSeal</b>	<b>HydroPro Enamel Primer</b>	<b>Anti-Mould Sealer</b>
			
	Matte	Low Gloss	Matte
	1	1	1
	2 hours before topcoat	3 hours before topcoat	2 hours before topcoat
	10 – 12m <sup>2</sup> /L	10 – 12m <sup>2</sup> /L	10 – 12m <sup>2</sup> /L
5L, 20L	1L, 5L	5L, 20L	

<p><b>STEP</b> <b>2a</b></p> <p>Choose the top coat to paint on the primed wall. This section is for <b>Interior Use</b> only.</p> <hr/> <p><b>Finishing</b></p> <hr/> <p><b>No. of Coat(s)</b></p> <hr/> <p><b>Drying time (at 25°C) between coats</b></p> <hr/> <p><b>Coverage Area</b></p> <hr/> <p><b>Size</b></p>	For <b>Interior</b> use only:			
	<b>CleanCare</b>	<b>Care</b>	<b>Core</b>	<b>Ultra</b>
				
	Matte	Matte	Matte	Low Sheen
	2	2	2	1* (integrated sealer)
	2 hours	2 hours	2 hours	2 hours
	10 – 12m <sup>2</sup> /L	10 – 12m <sup>2</sup> /L	10 – 12m <sup>2</sup> /L	10 – 12m <sup>2</sup> /L
1L, 5L, 20L	1L, 5L, 20L	5L, 20L	5L, 20L	

\* For the Ultra® series, painting over dark colours and porous substrates may require more than one coat.

# Application Guide



## STEP 2b

Choose the top coat to paint on the primed wall. This section is for **Exterior Use** only.

Finishing
No. of Coat(s)
Drying time (at 25°C) between coats
Coverage Area
Size

For Exterior use only:						
Core X	Cool X	Ultra Cool X	Ultra X	Cool X 2-in-1	Flexi X	Flexi Cool X
						
Low Sheen	Low Sheen	Low Sheen	Low Sheen	Low Sheen	Low Sheen	Low Sheen
2	2	1* (integrated sealer)	1* (integrated sealer)	2 (integrated sealer)	2	2
2 hours	2 hours	2 hours	2 hours	2 hours	2 hours	2 hours
10 – 12m <sup>2</sup> /L	12 – 14m <sup>2</sup> /L	10 – 12m <sup>2</sup> /L	10 – 12m <sup>2</sup> /L	12 – 14m <sup>2</sup> /L	10 – 12m <sup>2</sup> /L	10 – 12m <sup>2</sup> /L
20L	5L, 20L	20L	20L	20L	20L	20L

## STEP 2c

Choose the top coat to paint on the prepped wall. This section is for **Enamel Paints** only.

Finishing
No. of Coat(s)
Drying time (at 25°C) between coats
Coverage Area
Size

For use on wood and metal surfaces:	
HydroPro Enamel Paint	HydroPro Cool Enamel Paint
	
Gloss	Gloss
2 coats over <b>HydroPro Enamel Primer</b>	2 coats over <b>HydroPro Enamel Primer</b>
3 hours	3 hours
14 – 16m <sup>2</sup> /L	14 – 16m <sup>2</sup> /L
1L, 5L	5L

\* For the Ultra® series, painting over dark colours and porous substrates may require more than one coat.




All Good Things WH000A



Koyo WH005A




Tangyuan WH007A




Pillowtalk WH006A




Revival WH002A




Hindsight WH003A




Bath WH010A




Dairy Alternative NE057A




Nasi WH011A




Tutu Kueh NE056A




Windmill WH008A




Linen XR010A




Wilsonnn WH024A




Marsh & Mellow WH016B




Ease WH021A




Infinitude WH017A




Blindfolds Off WH019A




Attap Chee WH013A




Time To Potate WH020A




Prelude WH015A




Locket NE009A




Tinge WH001A




Siew Dai WH012A




Sans WH014A




Chariot NE017A




Heirloom WH023A




Boney WH018A



Espirit WH022A




Prana NE024A




Between NE025A



Swift NE000A




Chateau WH009A




Nudiesuit NE004B




Cereal Killers NE016A




Cupcake NE010A




Olympia NE002B



Sera NE006B



Sandy Mandy NE005B



Kubu NE026A



Bask NE018A



Calling NE008B



Citadel NE003B



Old Soul NE001A



Compass NE013B



Astaire NE007B

## Whites, Neutrals and Browns

● Gush Core is not available in this colour

● Gush Ultra is not available in this colour



Java Jive ● NE021C



Coffee Beam NE015B



Instinct NE020B



Retriever NE014B




Malik NE019B




Cookie Dusting ● NE023C



Tectonic ● NE022C



Penyet NE027B



Breadwinner NE028B

## Browns and Greys



Baritone ●● XR091C



Paragon ● XR057C



Drumsolo ● XR073C



Eyes Meet XR071B



Luna XR063B



Recline ● XR017C



Mustachio XR088B



Fist Bump XR087B



Vinyl Crate XR011B



Rushmore XR009B



Jaco XR015B



Homestay XR085A



Shoegaze XR062A




Solomon XR068A




Swish & Flick XR002B




Scrapbooking XR079B



Openness XR008A



Cradle XR061A




Rice Bowl XR069A




Window Gazing XR005A




Barefoot XR078A




Olive Branch XR023A



Float XR004A




Skydiver XR003A



Cooldown XR001A



Kindred XR077A




Run Wild XR060A



Reflective XR000A



Catnap XR022A



Snowcapped XR037A


## Browns and Greys

● Gush Core is not available in this colour

● Gush Ultra is not available in this colour

































## Reds, Oranges, Yellows and Pinks













# Whites, Neutrals and Browns

● Gush Core is not available in this colour  
 ● Gush Ultra is not available in this colour

				
Bao NE054B	Teh Tarik NE053B	Kondo 101 NE052B	Private Island PI011A	Deckchair NE047A
				
Flowergirl PI019A	Mamma Mia PI006A	Abbey PI026A	Pinky Swear PI000A	Yummy NE034A
				
Octane PI021B	Shortcake PI020A	Sports Day PI015A	OkeyDokey PI008A	Lazydaze PI001A
				
Jellyfish Jelly PU005B	Jio PI004B	Extract PI002B	Flowerpath PI007A	Power Nap PI013A
				
PeepToe ● RE007C	Terra RE010C	Kittykat NE037B	Glaze NE055B	Freckled NE035B
				
Monarch ● RE011C	Prince ● NE046C	Vineyard ● NE041C	Boogieboard ● PU001C	Snuggle ● NE033C

# Blues and Purples







				
Astral ● PU022C	Regality ● PU014C	Last Bus ● BL006C	Peak ● BL007C	Solar ● BL046C
				
Ivan Ooze ● PU021C	Villa PU019B	Dip ● BL021C	Plunge Pool ● BL022C	Arcana ● BL031C

# Blues and Purples

● Gush Core is not available in this colour  
 ● Gush Ultra is not available in this colour

				
Buble Bath PU011B	Slip 'N' Suds PU009A	Glimmer PU016A	Lazuli BL020B	Faye's Theme BL030B
				
Dulcet PU015A	Mirage PU007A	Sunset Strip PU008A	Thirsty BL002B	Dreamboat BL009B
				
Twilight BL012B	Blooming BL010B	Shallow BL001A	Downstream BL018A	Mindful BL000A
				
Cosmonaut BL041A	Hang In There BL008A	Elpis BL026A	Flow Zone BL016A	Special Order BL033A
				
Cloud BL017A	Solstice BL025A			

# Greens

				
Sunlit Sequoia ● GR007C	Sweet Spot ● GR022C	Ensnounce ● BL047C	Fahrenheit BL045B	Remember BG011B
				
Goddess ● GR026C	Second Kelpings ● GR021C	Offshore ● BG007C	Giddy Light BG003B	Spark Plug BG002A
				
Steal Away ● XR021C	Biome ● GR013C	Safari GR004B	Ikigai GR011B	Lazy River BG000A

# Greens

● Gush Core is not available in this colour


● Gush Ultra is not available in this colour




Yosemite GR023B




Your Hand In Mine XR045A



Sculpture XR046A



Chiffonade BG008A




Still Got Space BL024A



Wabi-Wasabi GR003B



Foliage GR009A



Aloe GR008A



Sage Wand GR016A



Bean Bag GR000A



Forest Bather GR025C



Edamame GR006C



Malfoy GR020B




Leapfrog GR018B



Canopy GR017A



Kawaguchi GR027C



Nitro GR010A



Lawn GR002A



Kaya GR001A

## Experience Gush Interior Paint Colours in Their Truest Form.

Understanding that digital screens and printed colour sheets often fall short of expectations, we've introduced our 20ml Paint Packs.

Each Paint Pack includes:

- 20ml Gush Care paint sachet
- Accompanying paint tray
- Sponge
- Paint card

By using actual paint, you can see first-hand how a colour interacts with your space, ensuring your final choice is one you'll love.

Embrace this simple, sustainable, and satisfying way to experience Gush's palette.



\*Paint pack components visualised here are not to scale.



BS 06C39



BS 08B25



BS 10A11



BS 00A07



BS 02A07



BS 04B21



BS 08B21



BS 10A07



BS 00A05



BS 10A03




BS 08E49




BS 08C31



BS 04E49



BS 04B15



BS 08B15




BS 22B17




BS 18B17



BS 22B15



BS 10A01




BS 22C31




BS 18B21




BS 12B17



BS 00A01



BS 12B15



BS 18B15



BS 10D43




BS 08C35



BS 08B19



BS 10C33



BS 10C31



BS 10C35




BS 12C33



BS 10B17



BS 08B17




BS 10B15




BS 12B21




BS 14D41



BS 14E49



BS 14C31



BS 18C31




BS 12D45




BS 12E55



BS 12E53



BS 10E49



BS 12C31

# Exterior and Enamel Colours

Gush Cool X, Cool X 2-in-1 and Flexi Cool X are not available in this colour ●  
 Gush Ultra and Ultra Cool X are not available in this colour ●  
 HydroPro Enamel and HydroPro Cool Enamel Paints are not available in this colour ●

 BS 18D43 <span style="color: yellow;">●</span>	 BS 14E53 <span style="color: magenta;">●</span> <span style="color: orange;">●</span> <span style="color: yellow;">●</span>	 BS 14E51 <span style="color: magenta;">●</span> <span style="color: orange;">●</span> <span style="color: yellow;">●</span>	 BS 14C35	 BS 16C33
 BS 16D45 <span style="color: magenta;">●</span> <span style="color: orange;">●</span> <span style="color: yellow;">●</span>	 BS 16E53 <span style="color: magenta;">●</span> <span style="color: orange;">●</span> <span style="color: yellow;">●</span>	 BS 16D41	 BS 18C33	 BS 18E49
 BS 18E53 <span style="color: magenta;">●</span> <span style="color: orange;">●</span> <span style="color: yellow;">●</span>	 BS 18E51 <span style="color: orange;">●</span> <span style="color: yellow;">●</span>	 BS 18C35	 BS 18D41	 BS 18E50
 BS 16C37 <span style="color: magenta;">●</span> <span style="color: yellow;">●</span>	 BS 20D43 <span style="color: orange;">●</span> <span style="color: yellow;">●</span>	 BS 20E51	 BS 20E50 <span style="color: magenta;">●</span>	 BS 20C33
 BS 20C37	 BS 22C37 <span style="color: magenta;">●</span> <span style="color: orange;">●</span> <span style="color: yellow;">●</span>	 BS 22C33	 BS 24C33 <span style="color: magenta;">●</span>	 BS 04B17
 BS 04D45 <span style="color: magenta;">●</span> <span style="color: orange;">●</span> <span style="color: yellow;">●</span>	 BS 04D44 <span style="color: magenta;">●</span> <span style="color: orange;">●</span> <span style="color: yellow;">●</span>	 BS 04E53 <span style="color: orange;">●</span> <span style="color: yellow;">●</span>	 BS 04E51 <span style="color: orange;">●</span>	 BS 06D41
 BS 08C37 <span style="color: orange;">●</span> <span style="color: yellow;">●</span>	 BS 08E56 <span style="color: orange;">●</span> <span style="color: yellow;">●</span>	 BS 06D43 <span style="color: orange;">●</span> <span style="color: yellow;">●</span>	 BS 08E51 <span style="color: magenta;">●</span> <span style="color: orange;">●</span> <span style="color: yellow;">●</span>	 BS 06C33
 BS 06E53 <span style="color: orange;">●</span> <span style="color: yellow;">●</span>	 BS 06E51 <span style="color: orange;">●</span> <span style="color: yellow;">●</span>	 BS 04E50	 BS 06E50 <span style="color: orange;">●</span> <span style="color: yellow;">●</span>	 BS 10E50 <span style="color: magenta;">●</span> <span style="color: orange;">●</span> <span style="color: yellow;">●</span>
 BS 04C37 <span style="color: magenta;">●</span> <span style="color: orange;">●</span> <span style="color: yellow;">●</span>	 BS 02C37 <span style="color: magenta;">●</span> <span style="color: orange;">●</span> <span style="color: yellow;">●</span>	 BS 04C33 <span style="color: orange;">●</span>	 BS 00E53 <span style="color: magenta;">●</span> <span style="color: orange;">●</span>	 BS 00E55

\*Please note that the actual enamel paint colours will have higher a gloss finish than other paint types.

# 05


## How to Calculate Paint Quantities

### Paint Calculation Formula:

$$\frac{\begin{matrix} \text{[ Height (m) x Length (m) ]} \\ \text{Surface area to} \\ \text{be painted} \end{matrix}}{\begin{matrix} \text{Surface coverage per} \\ \text{litre per coat} \\ \text{[ in metres ]} \end{matrix}} = \begin{matrix} \text{Total paint} \\ \text{volume} \\ \text{required per} \\ \text{coat} \end{matrix}$$

Example calculation:


$$\left( \frac{2.5\text{m} \times 10\text{m}}{10\text{m}^2} \right) \text{ Litres} \times 2 \text{ Coats} = 2.5 \text{ Litres} \times 2 \text{ Coats} = 5 \text{ Litres}$$



Alternatively, scan this QR code for our online calculator.

## Unlock Exclusive Benefits with Gush's Trade Portal

At Gush, we recognize the invaluable role that applicators and interior designers play in bringing spaces to life with our innovative paints. If you're a trade partner, we invite you to register your interest to join our exclusive, invite-only **Trade Portal**—a dedicated platform tailored to meet the unique needs of our esteemed trade partners.



### What do you get if you're approved?

- Exclusive Offers & Preferential Rates
- Loyalty Program Cash Rewards
- Streamlined Ordering Process
- Priority Delivery to Site

### Register Your Interest to Join our Curated Community

Interested partners can visit us at <https://partner.gush.earth/> or scan the QR code to submit your application.

Better spaces  
for a better future.

Proudly a Singapore brand.

**gush**

+65 6692 9000  
[www.gush.earth](http://www.gush.earth)  
[hello@gush.earth](mailto:hello@gush.earth)